

 XBOX 360.

# SAINTS ROW IV

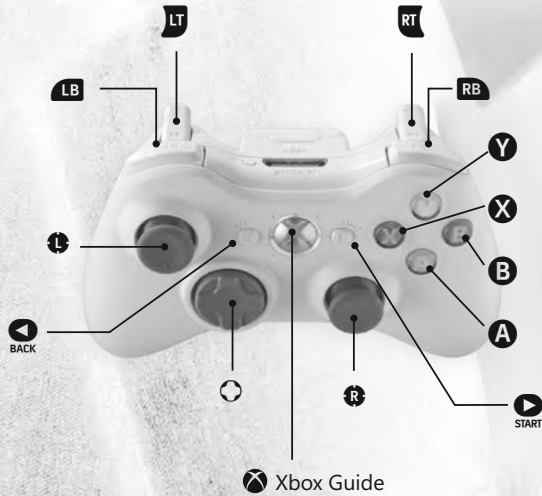


**INSTRUCTION  
BOOKLET**



# GAME CONTROLS

## XBOX 360 CONTROLLER



# CONTROL SCHEMES

ON FOOT CONTROLS	
MOVE / SELECT WEAPON	
CROUCH	
CAMERA	
MELEE BASH	
SPRINT	
FINE AIM / SECONDARY ATTACK	
USE SUPER POWER	
PRIMARY ATTACK	
JUMP / (HOLD) SUPER JUMP	
INVENTORY	
RELOAD / (HOLD) PICK UP WEAPON/OBJECT	
ACTION/ENTER VEHICLE / HOLD HUMAN SHIELD / THROW HUMAN SHIELD	
SELECT TELEKINESIS / (HOLD) RECRUIT FOLLOWERS	
SELECT BLAST / (HOLD) TAUNT	
SELECT BUFF / (HOLD) DISMISS FOLLOWERS	
SELECT STOMP / (HOLD) COMPLIMENT	
HUB MENU	
PAUSE MENU	



DRIVING CONTROLS	
STEER / SELECT WEAPON	
CAMERA	
HORN	
NITROUS	
BRAKE / REVERSE	
PRIMARY ATTACK	
ACCELERATE	
DRIFT	
INVENTORY	
LOOK BEHIND	
ACTION / EXIT VEHICLE	
RECRUIT FOLLOWERS	
CHANGE RADIO	
SCAN CURRENT VEHICLE	
CHANGE RADIO	
HUB MENU	
PAUSE MENU	

AIRCRAFT CONTROLS	
STEER	
CAMERA	
TURN LEFT	
SECONDARY ATTACK	
TURN RIGHT	
PRIMARY ATTACK	
(PLANE) ACCELERATE / (HELI) UP	
(VTOL) SWITCH FLIGHT MODE	
(PLANE) BRAKE/REVERSE / (HELI) DOWN	
ACTION / EXIT VEHICLE	
RECRUIT FOLLOWERS	
CHANGE RADIO	
SCAN CURRENT VEHICLE	
CHANGE RADIO	
HUB MENU	
PAUSE MENU	



## MAIN MENU



**CAMPAIGN** – Play the single player campaign.

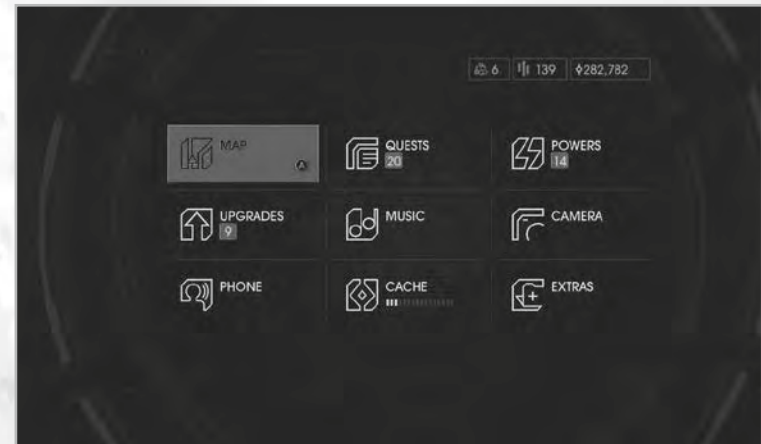
**CO-OP CAMPAIGN** – Play the full single player campaign with a friend via system link or Xbox LIVE. You can drop in or drop out at will, giving you ultimate control over your campaign.

**DOWNLOADABLE CONTENT** – View and purchase downloadable content for *Saints Row IV*.

**COMMUNITY** – Create a new ID or link your Steam Profile to an existing ID to share screenshots, stats, and game progress on the community site. You can even upload your characters to share them with others.

**EXTRAS** – View the credits and the digital manual for *Saints Row IV*.

## HUB MENU



**MAP** – View a map of the Steelport Simulation, zoom in/out and filter activities, targets, stores, and gateways.

**UPGRADES** – Buy upgrades with cache. New upgrades are unlocked when you level up.

**PHONE** – Call a car or one of your homies.

**QUESTS** – Activate quests and check the status of challenges.

**MUSIC** – Select radio stations or create your own mixtape.

**CACHE** – Retrieve cache when the transfer meter is full.

**POWERS** – View your powers, select elements, and upgrade them with data clusters.

**CAMERA** – Take screenshots and share them with the Saints Row community.

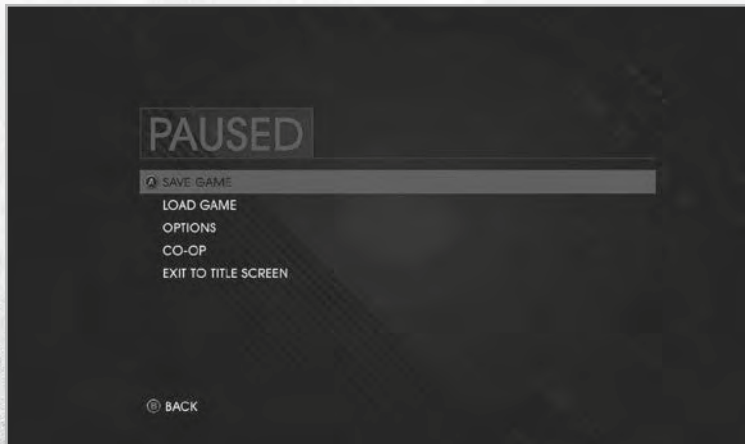
**EXTRAS** – Unlock cheats and view your stats.



SAINTS ROW  
IV



## PAUSE MENU



**SAVE GAME** — Save your current game.

**LOAD GAME** — Load a previously saved game.

**OPTIONS** — Adjust control options, view control schemes, change game difficulty and display or audio settings.

**CO-OP** — Invite a friend to your game and change your co-op settings.

**EXIT TO TITLE SCREEN** — Quit the game and return to the main menu.

## HEADS-UP DISPLAY (HUD)



1. MINIMAP

4. SPRINT

2. WEAPON PALETTE

3. HEALTH

- 1. MINIMAP** - Shows GPS, nearby activities, targets, stores, gateways, enemies and reinforcements.
- 2. WEAPON PALETTE** - Shows your current weapon and powers.
- 3. HEALTH** - Shows your current health.
- 4. SPRINT** - Shows your current stamina.
- 5. FOLLOWERS** - Shows your current followers.



SAINTS ROW  
IV

